



NewsLink



A NEWSLETTER OF LINK CHILD CARE RESOURCE & REFERRAL

JULY.AUGUST.SEPTEMBER 2024

Did you know that newborns come into the world ready to process language? Every baby is a little bundle of possibilities! Each time we read, talk, and sing with them, we are creating strong bonds and building their foundation for learning and understanding. One of the best ways to ensure that babies reach their full potential is to read aloud to them every day. This helps to build their understanding of language and helps to prepare them for reading and learning. That’s because emergent literacy is the foundation on which all future learning happens. The stronger a child’s literacy foundation, the stronger all future learning will be. Daily reading sessions can give children a broader vocabulary, more articulated speech, a foundation for logical thinking, prep for learning how to write, exposure to different ideas, a lifelong love of learning, and create a deeper bond between children and adults. Your Link Professional Development Training Team takes early literacy very seriously! Contact us today to get ideas and support to ensure that your learning environment is set up to give the children in your care all the support they need to succeed to be the leaders and readers of the world!



The fire of literacy
is sparked between
a child, a book,
and the
person reading.
-Mem Fox

Littles love Literacy

INSIDE THIS ISSUE:

Link CCR&R PDTT.....	2
PD Session Descriptions	6
PD Schedule	9
WV Child Care Credential Training Schedule	14
WVIT I-R.....	16
Mind in the Making.....	17
WV ELSF I/T	18
Loose Parts	19
Building a Firm Foundation ...	20
Health & Safety Sessions.....	21
First Aid & CPR	23
You've Got TRAILS	25
Programs & Partners.....	26
Link CCR&R Information	31

LINK CCR&R

PROFESSIONAL DEVELOPMENT TRAINING TEAM

Cristie Dunbar

Link CCR&R Director
Cristie.R.Dunbar@wv.gov

**Shannon Baldwin**

PD Supervisor
Shannon.N.Baldwin@wv.gov

**Samantha Davenport**

Infant Toddler Coaching Specialist
Samantha.D.Davenport@wv.gov

**Erin Ritchie**


Child Care Coaching Specialist
Email TBD

**Becky Stewart**

Behavioral Consultant
Rebecca.L.Stewart@wv.gov

**Now Hiring**

Behavioral Consultant
Open Position

**Amy Willis**

Early Childhood Specialist
Amy.D.Willis@wv.gov

**Jessica Wilcoxon**

Early Childhood Specialist
Jessica.L.Wilcoxon@wv.gov

**Claire Culver**

Infant Toddler Specialist
Claire.E.Culver@wv.gov

**Courtney Golden**

Infant Toddler Specialist
Courtney.D.Golden@wv.gov

**Melisa Dennison**

Early Childhood Specialist-TRAILS
Melisa.A.Dennison@wv.gov

**Amber Swindler**

Early Childhood Specialist-TRAILS
Amber.L.Swindler@wv.gov

**Becky Keaton**

Quality Improvement Specialist
Email TBD



WELCOME
to our team!



Becky Stewart

Behavioral
Consultant

I am a seasoned Early Childhood Professional having worked in the Early Childhood field in some capacity since I was 17. I have a Bachelors in Early Childhood and Elementary Education from Marshall and a Masters from Ohio University in Counseling. My passion is Early Childhood Mental Health supporting young children and the adults in their lives. Prior to working for Link, I worked for a Head Start and early childhood program as the Mental Health Consultant and Disabilities Services Manager.

I am married to my husband of 35 years. We have 2 adult daughters (and 2 sons in law) and 4, soon to be 5 grandchildren. We are also proud dog parents to 2 doodles. In my free time, I like to attend Marshall sporting events, sew and be with my family.

WELCOME

to our team!

Erin Ritchie

Child Care
Coaching
Specialist



Hello, my name is Erin, and I am the new Child Care Coaching Specialist. I received my Associate in Arts and Science Degree in Education in 2004 and recently went back to Liberty University to receive my Bachelor of Science in Early Childhood Education Interdisciplinary Studies (2023).

I have worked in the education field for over 20 years. I have taught in classrooms ranging from infant to fourth grade. I have experience in teaching infant-PK at a daycare in Virginia. At two Christian schools I taught Kindergarten through fourth grade. My last three years have been in an Early Head Start classroom ranging from infant to three years old as an ITE/On-Site Supervisor. As much as I adore my classroom children I crave to teach and mentor adults to be great educators. I have been pursuing this avenue for the last 5 years because I believe I can be a great resource to educators not only because of my Education but also because of my first-hand experience in the classroom.

As of July 3rd, I will have been married to my husband, Jason, for 20 years. We have been blessed with two wonderful children. Hailey is graduating high school and leaving for college in August and our son JC will be a sophomore this coming year. I am so proud of our family. I am eager and excited to start this next journey as the Child Care Coaching Specialist. I look forward to meeting and working with you all.

WELCOME
to our team!



Becky Keaton

Quality
Improvement
Specialist

Hello, my name is Becky Keaton. I am a 2016 graduate of Shawnee State University with a bachelor's degree in Early Childhood Education. I have worked with children, in some capacity, since I was a child, myself. I started by volunteering in the summers at my local Bible camp from ages 11-20.

After graduating college I went to work for Head Start. That was a very rewarding, humbling and eye opening experience that, in the long run, showed my true passion was working with adults. While still employed with Head Start I was pursued by the local CCR&R and offered a job which I graciously accepted.

I am a single mother to two of the most amazing children. My daughter, Trinity, is 12 and she is my little theater buff. She loves to be under the lights and is always singing show tunes throughout the house. My son, Watson, is 7 and he is the definition of a country boy. He loves to be outside riding his bike, playing basketball and digging for worms. I've always said that I enjoy working with adults because they are more invested in their education. When you get to help them and empower them it's so rewarding to see, first hand, someone start believing in themselves and know that you had something to do with that. I look forward to joining the team and meeting the child care professionals of West Virginia!

Descriptions of Professional Development Sessions

A General Overview of Assessments for Early Childcare Professionals

This training will provide information on the different types of assessments available to an early childcare professional. We will also go over how to utilize the information gathered from assessments.

Apples & Oranges: Childcare Professionals & Babysitters

In this training session we will discuss why childcare professionals need to be looked at as educators and not just babysitters. We will learn how to present ourselves as professionals and talk about the "20 Reasons Why Early Childhood Educators are Essential." We will also discuss why we should not compare professionals and babysitters and the differences between each role.

Block Play: Building Up the Whole Child

This session offers participants the opportunity to learn the importance and value of block play in early childhood as well as some creative DIY ways to make their own blocks.

Building a Firm Foundation with TRAILS One Block at a Time

In this series for family childcare providers, participants will receive an overview of the West Virginia Elements of Family Child Care Series. There are four 1-hour sessions that discuss how children grow, organizing a program, how children learn, and building relationships.

***There are technical assistance visits in addition to the sessions to support learning.**

Building Partnerships with Families

In this training session we will be learning how to build a partnership and relationship with the families of the children in your care. We will discuss why it is so important and how it helps with child development; we will also look at the latest research on parent involvement and ways to involve parents in your program.


Building Strong Foundations: Supporting Infants and Toddlers through the West Virginia Early Learning Standards Framework: Infant/Toddler



Providers will explore the WV ELSF for Infants and Toddlers by discussing the purpose, content, application, and benefits of the Early Learning Standards, as well as how to incorporate each domain into a lesson plan. They will receive a detailed explanation of how the Early Learning Standards work, basic understanding of observations, individualized lesson planning, and how to incorporate them into a complete group weekly lesson plan for infants and toddlers.

Communicating with Parents in Family Child Care

This session will provide participants the opportunity to learn the importance of regular, respectful, and effective communication with the families in their programs. Discussion will include strategies for positive verbal communication, safe virtual communication, and multiple forms of written communication.



<https://www.aecf.org/blog/10-ways-parents-can-support-reading-at-home>

Children are made
readers
on the laps of
their parents.

-Emilie Buchwald

Little's love Literacy

Descriptions of Professional Development Sessions

Emergency Preparedness



In this session, participants will discuss the different types of emergencies that could happen, learn the importance of planning and preparing for those emergencies, and how to protect children and staff during and after events. Participants will receive support in creating the required emergency preparedness action plan. ***There is a one-hour TA visit required to receive full credit, where participants will receive individualized support in creating the required emergency preparedness action plan.**

Get to Know HighScope: An Introduction to the Curriculum

This session is a general overview of the HighScope curriculum for anyone interested in learning more about it.

Help! I'm So Stressed!

During this training we will be looking at the correlation between stressors and stress reactions in caregivers. We will learn the impact of stress on the body and we will explore and practice stress-reduction techniques for adults. We will also cover stress-reduction techniques and activities that can be shared with children.

Loose Parts Play: The What, Why & How Module Series

In this series, participants will learn WHAT loose parts play is, WHY it is important and its benefits, and HOW to implement it for the children in their care.

Mind in the Making



Mind in the Making is an 8-part learning process that focuses on the "Seven Essential Life Skills Every Child Needs" as described in Ellen Galinsky's book, "Mind in the Making." Sessions include research on child development, how children learn, and how teaching practices can encourage engaged learning; they are designed to be incorporated in the current curriculum and assist with a child's learning and development.

Mind in the Making Introduction

This session will provide directors and participants a brief overview of the Mind in the Making Module Series, expanding on why the information is important, what the participants will learn, and how they will learn it.

NAEYC Code of Ethical Conduct

This training will go through the NAEYC Code of Ethical Conduct and Statement of Commitment and why it is important to the early childhood field.

Professionalism 101

This training discusses the characteristics of professionalism in an early childhood educational setting.

Quality Care: Why is it So Important?

This session will show participants what quality care is, why it is so important, and help them gain a better understanding of what it means to provide quality care for the children who are enrolled in their programs. The impact of quality care on child development will also be discussed.

Ready, Set, Play! A Simple Guide to Exploring the Areas of Curriculum

This session will provide participants an opportunity to learn the importance of each area of curriculum and how to effectively create centers.

Sensory Processing Difficulties and the Impact on Classroom Behavior

During this introductory training, participants will be introduced to the 8 sensory systems humans use to learn about the world and look at how difficulties with these sensory systems can impact child behavior in a classroom setting. Examples of classroom and instructional adaptations and modifications to help children with sensory difficulties succeed in a classroom setting will be provided. Participants will be given an opportunity to brainstorm additional strategies to meet the unique sensory needs of the children in their care.



Descriptions of Professional Development Sessions

Social Emotional Development and Dramatic Play

In this session, participants will learn the importance and benefits of social emotional development and dramatic play and how they are connected. Milestones and social skills will also be reviewed, and participants will engage in group discussions about the current activities used in their classrooms that help develop and build upon each. The different types of dramatic play and the social emotional development and skills that can be observed during play will also be outlined while participants explore what they can do to promote the merging of the two.

Teamwork: Let's Work Together!

This session will discuss teamwork at work, why it is important, and how to go from being a good team member to a great one. It will also get colleagues interacting with one another while having them work together as a team. In doing so, they will learn some things about their co-workers they may not have known prior to this session.

The 5 Ws for Lesson Planning

This training will focus on lesson planning. We will discuss what makes a lesson plan, the planning process, the people involved in that process, and the information that needs to be included on a lesson plan. This training will also look at the differences between an individualized plan and a group plan.

The Importance of Family Style Dining in Preschool


Is family style dining something that gets overlooked in your preschool environment? Do you have a hard time implementing it during mealtimes? In this training session, we will discuss the challenges and benefits of family style dining, how to start incorporating it, and review ideas to support learning activities during mealtimes.

Understanding ACEs: ACEs 101

During this training session, participants will be introduced to the concept of Adverse Childhood Experiences (ACEs) through awareness and education. Participants will learn about ACEs and the overall impact they have on children and adults. Participants will become familiar with the 10 types of ACEs and gain an understanding of ways to overcome them.

WVIT I-R

Professional development is an ongoing process. Trainers and administrators will work together to monitor the personal and professional growth of infant/toddler caregivers and help to develop a plan that responds directly to the needs of the children in their care.



Grandparents are the true storytellers, keeping the family history alive with their memories and experiences.

<https://www.quora.com/Do-you-have-any-respect-quotes-for-grandparents>



July

DATE & TIME OF SESSION	LOCATION OF SESSION	CORE COMP TIER TARGET AGE	TITLE OF SESSION	PROFESSIONAL DEVELOPMENT PROVIDER
Monday July 1st 6:00pm to 8:00pm	Online	CGD, PL, EC Intermediate All Ages	Quality Care: Why Is It So Important?	Amy Willis
Thursday July 11th 1:00pm to 2:00pm	Online	PL Basic All Ages	Professionalism 101	Jessica Wilcoxon
Thursday July 18th 12:30pm to 1:30pm	Online	CGD, PL Basic All Ages	Help! I'm So Stressed!	Becky Stewart
Monday July 22nd 6:00pm to 7:00pm	Online	FCR, PL, AM Basic All Ages	Communicating with Parents in Family Child Care	Melisa Dennison
Tuesday July 23rd 5:00pm to 7:00pm	Link CCR&R 1st Floor	FCR Basic All Ages	Building Partnerships with Families	Amber Swindler
Wednesday July 24th 1:00pm to 2:00pm	Online	PL Basic All Ages	NAEYC Code of Ethical Conduct	Jessica Wilcoxon

Music &
child brain development
are closely linked,
with language,
concentration, & learning
all improved
through singing.

-Tamarin Foundation

Little's love  **Literacy**



August

DATE & TIME OF SESSION	LOCATION OF SESSION	CORE COMP TIER TARGET AGE	TITLE OF SESSION	PROFESSIONAL DEVELOPMENT PROVIDER
Tuesday August 6th 6:00pm to 7:30pm	Link CR&R 1st Floor	CGD, FCR Basic All Ages	Understanding ACEs: ACEs 101	Becky Stewart
Thursday August 8th 5:00pm to 7:00pm	Link CCR&R 2nd Floor	EC Basic All Ages	Get to Know HighScope: An Introduction to the Curriculum	Jessica Wilcoxon
Tuesday August 13th 6:00pm to 8:00pm	Online	PL Basic All Ages	Teamwork: Let's Work Together	Amy Willis
Tuesday August 20th 5:00pm to 7:00pm	Online	PL Basic All Ages	Apples & Oranges: Childcare Professionals & Babysitters	Amber Swindler
Thursday August 22nd 2:00pm to 3:00pm	Online	COA Basic All Ages	A General Overview of Assessments for Early Childcare Professionals	Jessica Wilcoxon
Monday August 26th 6:00pm to 7:30pm	Online	CGD, EC Basic All Ages	Ready, Set, Play! A Simple Guide to Exploring the Areas of Curriculum	Melisa Dennison



<https://www.alleahmaree.com/>

The **wider** the range
of **possibilities**
we offer **children**,
the more **INTENSE** will be
their **MOTIVATIONS**
and the **RICHER** their
EXPERIENCES

Loris Malaguzzi

September

DATE & TIME OF SESSION	LOCATION OF SESSION	CORE COMP TIER TARGET AGE	TITLE OF SESSION	PROFESSIONAL DEVELOPMENT PROVIDER
Tuesday September 3rd 6:00pm to 8:00pm	Online	CGD, EC Basic All Ages	Social Emotional Development and Dramatic Play	Amy Willis
Tuesday September 10th 1:00pm to 3:00pm	Online	CGD, EC Basic All Ages	The 5 W's for Lesson Planning	Jessica Wilcoxon
Thursday September 12th 12:30pm to 2:30pm	Online	CGD, EC Basic All Ages	Sensory Processing Difficulties and the Impact on Classroom Behavior	Becky Stewart
Tuesday September 17th 4:00pm to 6:00pm	Link CCR&R 2nd Floor	HSN Basic All Ages	Emergency Preparedness	Jessica Wilcoxon
Thursday September 19th 4:00pm to 6:00pm	Link CCR&R 2nd Floor	CGD, EC, HSN Basic Pre-K	The Importance of Family Style Dining in Preschool	Amber Swindler
Monday September 23rd 6:00pm to 7:00pm	Online	CGD, EC Basic All Ages	Block Play: Building Up the Whole Child	Melisa Dennison

*A child who
reads
will be an adult who
thinks.*

-Sasha Salmina

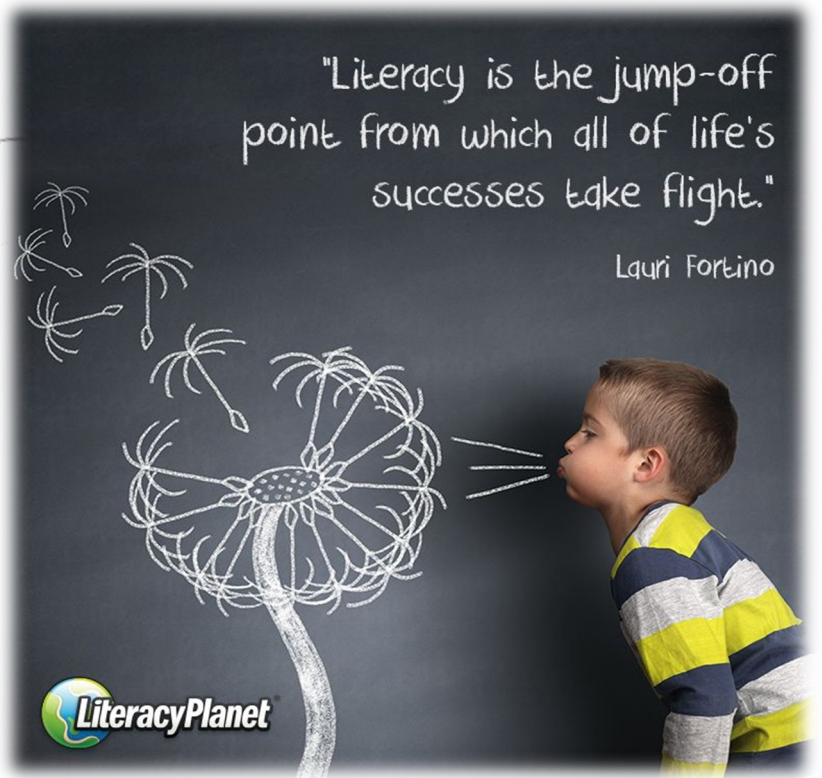
Little's love  literacy



<https://www.parentmap.com/article/books-reading-culture-kids-tips>

Module Series

DATE & TIME OF SESSION	LOCATION OF SESSION	CORE COMP TIER TARGET AGE	TITLE OF SESSION	PROFESSIONAL DEVELOPMENT PROVIDER
See Page 16	Online	CGD, FCR, EC, HSN, PL, AM Basic I/T	WVIT-R	Courtney Golden
See Page 17	Link CCR&R 2nd Floor	CGD, COA, EC, FCR, PL Intermediate All Ages	Mind in the Making	Amy Willis
See Page 18	Link CCR&R 1st Floor	CGD, COA Basic I/T	Building Strong Foundations: Supporting Infants and Toddlers Through the West Virginia Early Learning Standards Framework: Infant/Toddler (WV ELSF I/T)	Claire Culver
See Page 19	Living Water Child Care	CGD, EC, HSN Basic All Ages	Loose Parts Play: The What, Why & How Module Series	Melisa Dennison



EARLY LITERACY PRACTICES

Let's get ready to read!



PLAY

- Play enables children to develop their language, social-emotional and cognitive skills. It also encourages imagination and creativity.
- Learning through play comes in many forms such as imaginary play, cooperative play and physical play.

WRITE

- Writing helps children develop motor skills and understand that written words represent ideas. It allows children to express themselves through language.
- Through writing, they also learn the conventions of written language and how to read. At the pre-writing stage, they do not need to write legibly – being able to scribble or trace is a good start.



SING

- Singing helps your child learn how to hear smaller sounds in words. Learning to hear and break down parts of words help your child develop phonological awareness, which will help him learn to read.
- Do not be afraid of being silly or singing off-key; your child will not mind at all. He is more likely to love the great bonding experience of singing with you!

TALK

- Talking helps a child develop early literacy skills. Nurture your babbling baby into a talkative toddler by talking and reading to him often. Talking is also an excellent way to build his narrative skills. These skills are help him with reading as he grows older.
- Read aloud and encourage your child to read along with you. You can initiate conversations about stories by asking, "What do you see on this page?" or "What do you think will happen next?"



READ

- Reading with children develops their language and literacy skills. Words can be found all around us, for example, on cereal boxes and advertisements.
- Recognizing such environmental print allows children to differentiate text from pictures at an early age by reading the words in their immediate surroundings.



WV CHILD CARE CREDENTIAL TRAININGS 2024-2025



JULY 2024	AUGUST 2024	SEPTEMBER 2024
	Mind in the Making WVIT I-R WV ELSF I/T Understanding ACEs: ACEs 101	Emergency Preparedness
OCTOBER 2024	NOVEMBER 2024	DECEMBER 2024
The Growing Brain WVIT II WVEFCCS ITPBIS Quality Counts	Planning Your Professional Growth RR Spreading HOPE	WV ELSF I/T Utilizing ERS to Achieve Higher Program Quality
JANUARY 2025	FEBRUARY 2025	MARCH 2025
ECERS-3 WV ELSF Preschool WVIT I-R	Quality Counts Understanding ACEs: ACEs 101	FCCERS-3 Planning Your Professional Growth FCCPBIS
APRIL 2025	MAY 2025	JUNE 2025
Utilizing ERS to Achieve Higher Program Quality ECPBIS RR Spreading HOPE	The Growing Brain Emergency Preparedness WV ELSF I/T Director's Toolbox	WVIT II



*“Once you learn to read, you will be forever free.”
~ Frederick Douglas*



12 language and literacy activities for preschoolers

Worksheet for educators

1

Treasure Hunt

Use a tray, or a toy box and throw a bunch of toys in it. Close your eyes and go on a "treasure hunt." You can also do this activity covering toys with the sand. As the children take turns and pull toys out of the box, encourage them to talk about each object.

2

Snowball throw alphabet game

Paper, tape and ping-pong balls are all you need for this game of 'snowball' throwing. Tape a bunch of letters to a wall, call out the sounds and have your kids throw the snowball at the letter represented. As an added bonus, kids get to work on their coordination as well as their alphabet.

3

Letter matching archaeology game

The perfect accompaniment to a dinosaur-themed unit, this activity allows children to practice letter recognition while playing archaeologist. Drop a few magnetic letters onto a cookie sheet, writing the letters you chose on a piece of paper for the children to use as a key. Cover the letters in flour and give the kids a brush to carefully 'search the site' for hidden letters. When they find one, they must match it to their paper key before continuing the hunt.

4

Shaving cream writing

For this activity you'll need baking paper and non-menthol aerosol shaving cream. Lay out paper flat on a table. Children spray a large pile of shaving cream on the area. Have them spread out the cream and practice their writing skills. This activity will be very helpful with fine motor skills - also visual and tactical learners will benefit. The more senses you use, the more you learn. Do this activity to practise letters, writing words, writing cursive, numbers, and doing addition.

5

Blocks

Build castles, houses, farms. Once your masterpiece is built, create stories out of your play animals and people.

6

Mini alphabet sensory bins

Tape the letter on the front of each box, or let the kids guess the letter as they examine the objects. Either way, these sensory bins transform a fun, hands-on play activity into a literacy lesson.

7

Crocodile circle

Picture a bin with a crocodile face on top, filled with letters and surprise cards. Children pass the crocodile around the circle singing "Crocodile, crocodile down by lake, I'm going to reach right in and see what (letter) you ate". The child holding the crocodile then pulls a letter and calls it out. Extra surprise cards can let you repeat a turn, reverse directions or anything else you want to include.

8

Lotto with pictures

This game can be played with 2-4 players. Each player chooses a board and finds the tiles that match his or her board. Turn those tiles over and mix them up. The first player should draw a picture tile from the pile. If the picture matches the player's board, the player keeps the tile and puts it on his board. If it does not match, the player puts it back into the pile. The next player gets a turn. The game is continued in this way until one player has found all six of his or her tiles and wins the game.

9

Bringing books to life

Read a story/rhyme together and discuss which characters you each want to be. Consider the props you might want to bring to this story alive. You might create caves and homes with blankets and cushions - you may even like to close the blinds and use a torch to create a spooky atmosphere. Put some enthusiasm into your storytelling or rhyme and discuss what is happening within the story.

10

What Goes Together Game

Say a noun, such as 'flower'. Next, have the child say or write three to five words that tell about the word. For example, for flower they might say: pretty, blue, tiny, tall, or smelly.

11

Storytelling

Picture books are great to use for storytelling. And storytelling is a fantastic activity for children to learn how to construct their message, to learn new vocabulary, to sharpen memory and to improve listening skills. Simply encourage children to describe what they see. It might be especially funny experience if children take turns page after page.

12

Outdoor Drawing Activity

Invite children to pair up and sit back to back so they can each see a different part of the grounds. Have children spend 2-5 minutes carefully drawing what they see, in silence. Then give them a few minutes to share their drawings and tell their partners about two or three things they saw.



WVIT I-R

Session 1	Tuesday July 2	Online: 6:00-9:30pm
Session 2	Thursday July 11	Online: 6:00-9:30pm
Session 3	Tuesday July 16	Online: 6:00-9:30pm
Session 4	Tuesday July 23	Online: 6:00-9:30pm
Session 5	Tuesday July 30	Online: 6:00-9:30pm



For more information, please contact:
Courtney Golden, Infant Toddler Specialist
courtney.d.golden@wv.gov

TACIT VISITS

Session 6	Tuesday August 27	Online: 6:00-9:30pm
Session 7	Tuesday September 3	Online: 6:00-9:30pm
Session 8	Tuesday September 10	Online: 6:00-9:30pm
Session 9	Tuesday September 17	Online: 6:00-9:30pm
Session 10	Tuesday October 1	Online: 6:00-9:30pm
Session 11	Tuesday October 8	Online: 6:00-9:30pm
Session 12	Tuesday October 22	Online: 6:00-9:30pm

PLEASE NOTE:

SESSIONS WILL BE HELD
ONLINE

ALL SESSIONS MUST BE
ATTENDED TO GET FULL

TACIT VISITS

Mind in the Making

Building essential life skills in children
by transforming groundbreaking
research into practice



MITM'S SEVEN ESSENTIAL LIFE SKILLS

Helps adults understand and encourage important executive function-based skills children need to thrive.

1. Focus and Self Control – Children need this skill to achieve goals, especially in a world filled with distractions and information overload. This includes paying attention, exercising self-control, remembering the rules, and thinking flexibility.

2. Perspective Taking – This involves understanding what others think and feel, and forms the basis for children's understanding of the intentions of parents, teachers and friends. Children with this skill are less likely to get involved in conflicts.

3. Communicating – Much more than reading, writing and speaking, communicating is the skill of determining what one wants to communicate and realizing how it will be understood by others. It is the skill teachers and employers feel is most lacking today.

4. Making Connections – This involves deciphering what's the same, what's different, and sorting them into categories. Making unusual connections is at the core of creativity and moves children beyond knowing information to using information well.

5. Critical Thinking – This skill helps children analyze and evaluate information to guide their beliefs, decisions and actions. Children need critical thinking to make sense of the world around them and to solve problems.

6. Taking on Challenges – Children who take on challenges instead of avoiding or simply coping with them achieve better outcomes in school and in life.

7. Self-Directed, Engaged Learning – By setting goals and strategies for learning, children become attuned and better prepared to change as the world changes. This helps children foster their innate curiosity to learn and helps them realize their potential.

What is Mind in the Making?

Mind in the Making (MITM), a program that shares the science of children's learning through innovative in-depth training and materials geared for action.

****Director's Overview: Site Director AND participant(s) must attend this overview session for participants to receive credit for attending series.**


Dates: Wednesday, August 7 - Overview
Wednesday, August 14 - Module 1
Wednesday, August 21 - Module 2
Wednesday, August 28 - Module 3
Wednesday, September 4 - Module 4
Wednesday, September 11 - Module 5
Wednesday, September 18 - Module 6
Wednesday, September 25 - Module 7

**Location: Link CCR&R
611 7th Avenue
Huntington, WV 25701**

Time: 1:00pm-3:00pm

For more information, please contact:

**Amy Willis
Early Childhood Specialist
Amy.D.Willis@wv.gov
304-523-9540, ext. 3443**



MIND in the Making



BUILDING STRONG FOUNDATIONS:

Supporting Infants and Toddlers Through the West Virginia Early Learning Standards Framework: Infant/Toddler

This is a nine-hour module series, broken up into three 3-hour classes. This series meets the criteria for the Infant Toddler Specialization with the WV Child Care Credential program.

This course will provide an opportunity to explore the WV Early Learning Standards Framework for Infants and Toddlers (WV ELSF I/T) by focusing on two developmental domains each class. Each session will discuss the purpose, content, application, and benefits of the learning standards, as well as how to incorporate each domain into a lesson plan. By the end of the module series, participants will have a detailed explanation of how the early learning standards work, basic understanding of observations and individualized lesson planning and how to incorporate them into a complete group weekly lesson plan for infants and toddlers.

1 Module 1

Thursday, August 8, 1:00pm - 4:00pm

2 Module 2

Thursday, August 15, 1:00pm - 4:00pm

3 Module 3

Thursday, August 22, 1:00pm - 4:00pm

Participants will receive 9 hours of WV STARS credit after successful completion of series and proof of learning.

Location:

Link CCR&R
611 7th Avenue
Huntington, WV 25701

First Floor Conference Room

For more information please contact:

Claire Culver
claire.e.culver@wv.gov
304-523-9540 ext. 3434

Loose Parts Play The What, Why & How Module Series

In this 5-part series, participants will learn **WHAT** loose parts play is, **WHY** it is important and its benefits, as well as **HOW** to implement it for the children in their care.



Training Dates

Module 1— September 10

Module 2— September 17

Module 3— September 24

Module 4— October 1

Module 5— October 8

For more information,
or to sign up, contact:
Melisa Dennison
Early Childhood Specialist—
TRAILS
304-523-9540 Ext. 3462
Melisa.A.Dennison@wv.gov

All Sessions will be held at
Living Water Child Care & Learning Center
212 Second Avenue
Williamson, WV

All Sessions will be from 6-8 pm.



Building a Firm Foundation with TRAILS: One Block at a Time

Module 1:

How Children Grow

Module 2:

Organizing Your Home & Day

Module 3:

How Children Learn

Module 4:

Building Positive Relationships



Contact TRAILS today for more information!

Melisa Dennison
Early Childhood Specialist-TRAILS
Melisa.A.Dennison@wv.gov
304-528-3462

Amber Swindler
Early Childhood Specialist-TRAILS
Amber.L.Swindler@wv.gov
304-528-3480



Online Trainings

JULY-SEPT

Register
Through
WV STARS

16
July

IDENTIFYING ENVIRONMENTAL HAZARDS 1
6:30 PM - 8:30 PM

22
July

NUTRITION BASICS
12:00 - 1:00 PM

30
July

IDENTIFYING ENVIRONMENTAL HAZARDS 2
6:30 PM - 8:30 PM

8
August

LET'S MAKE A MENU
6:30 PM - 8:30 PM

20
August

SAFE SLEEP
6:30 PM - 8:30 PM

26
August

SAFE SLEEP
6:30 PM - 8:30 PM

5
Sept

NEW RECIPES 1
6:30 PM - 8:30 PM

19
Sept

CHILDHOOD OBESITY
12:00 - 1:00 PM

24
Sept

NEW RECIPES 2
6:30 PM - 8:30 PM

Online Trainings Offered by Child Care Nurse Health Consultants July 2024-September 2024

Date and Time	Title and Description	Trainer
7/2/24 5:30-8:30 PM	Medication Administration 	Karen Gilbert
7/8/24 6:30-7:30 PM	Morning Health Checks	Candace Morgan
7/11/24 6:00-8:00 PM	All About Allergies	Karen Gilbert
7/15/24 6:00-8:00 PM	Creepy Crawly Creatures	Lisa Galford
7/17/24 6:00-8:00 PM	Summertime Safety	Brittany Parsons
7/22/24 5:30-8:30PM	Medication Administration 	Brittany Parsons
7/25/24 6:30-8:30 PM	Communicable Diseases in Child Care	Candace Morgan
8/3/24 8:00-11:00AM Saturday Morning	Medication Administration 	Lisa Galford
8/5/24 6:00-8:00 PM	Creepy Crawly Creatures	Lisa Galford
8/9/24 12:00-1:00 PM Lunchtime Learning	Morning Health Checks	Candace Morgan
8/13/24 5:30-8:30 PM	Medication Administration 	Candace Morgan
8/14/24 6:00-8:00 PM	Summertime Safety	Brittany Parsons
8/19/24 6:00-8:00 PM	Communicable Diseases in Child Care	Candace Morgan
8/22/24 6:00-8:00 PM	All About Allergies	Karen Gilbert
8/29/24 5:30-8:30 PM	Medication Administration 	Candace Morgan
9/3/24 6:00-8:00 PM	Creepy Crawly Creatures	Lisa Galford
9/11/24 5:30-8:30 PM	Medication Administration 	Candace Morgan
9/16/24 6:00-8:00 PM	All About Allergies	Karen Gilbert
9/19/24 6:00-8:00 PM	Communicable Diseases in Child Care	Brittany Parsons
9/25/24 6:00-7:00 PM	Morning Health Checks	Candace Morgan

CPR & First Aid Classes

This list of agencies offering First Aid and CPR is made available to you for resource purposes only.
Link CCR&R is not responsible for the following trainings or registration for these trainings.

Boone County: Kanawha Co. Red Cross: Call 340-3650 or www.redcross.org

Cabell County: Vicki Delaney: Call or Text 606-547-6144 or Email paths20@aol.com
American Red Cross: Call 304-526-2900
Cabell County EMS: Contact Lisa Cooper 304-526-9797
Salt Rock Fire Dept.: Call 304-733- 9040
Goodwill Industries of KYOWVA Area, Inc.: Contact Andrea Lupson 304-523-7461 ext.417

Lincoln County: Dorothy or William Frazier: Call 304-778-3873

Logan County: LEASA County Public Rescue: Call 304-752-0917
Logan Regional Medical Center: Contact Cindy Fleming—Education Dept. 304-831-1556

Mason County: Pleasant Valley Hospital: Call 304-675-4340

Putnam County: Active Sports Complex (aka Ayash Center): Contact Scott Nasby 304-741-4079

CPR & FIRST AID CLASSES

Available in Boone, Cabell, Lincoln, Logan,
Mason, Mingo, Putnam and Wayne Counties!



Learn CPR & First Aid



 MyCPR NOW™

Be a lifesaver!

TIPS FOR BUILDING EARLY LITERACY SKILLS



NEWBORN - 1 YEAR



- Point at things and name them (dog, cat, house, car)
- Talk back and forth with your baby
- Play games with them while you are reading

1 YEAR - 2 YEARS




- Smile and answer your child's questions
- Encourage them to point at objects and name them
- Have them help turn the pages

2 YEARS - 3 YEARS



- Ask them questions about the book
- Talk about the pictures and what the words mean
- Let them pick out the book they want to read
- Reward them and set goals for reading

3 YEARS - 4 YEARS



- Point out letters and numbers
- Look at pictures and make-up stories about them
- Talk about the different characters
- Ask them their take on the story

4 YEARS - 5 YEARS



- Have your child tell the story
- Encourage writing and drawing
- Ask them the meaning of the story
- Have a conversation about what the words mean



YOU'VE GOT TRAILS

Quarterly Tidbits From Your TRAILS Team

A note from the newest member of the TRAILS Team:

Hi! My name is Amber Swindler. I've been on the LINK training team for almost 5 years as an Early Childhood Specialist. I came to our training team in 2019 with over 10 years experience working in toddler, preschooler, and school-age classrooms and 11 years working as a server at Bob Evans. I have a 16 year old daughter named Isabelle and a dog named Coco. In my free time, I love dancing with my adult jazz dance class at the local dance studio. I'm so excited to be part of our TRAILS team and coming out to visit all of our providers.

I'll see you on the road!

~Amber



books about SUMMER

Fantastic Fun and Learning



INVENTORY SPOTLIGHT



Check out these cool foam blocks perfect for building right on top of the water! Think of all the amazing learning experiences these will offer children!

Contact TRAILS to access our online inventory to request these awesome items!

TRAILS will be offering the Loose Parts Module Series again, beginning September 10th, in Mingo County. This 5-part series gives all child care providers the basic knowledge needed to incorporate loose parts play into their programs. See page 19 for more information.

Scan our QR code to visit our website!

Contact us for more information.



Your TRAILS Team



Melisa Dennison
TRAILS Early Childhood Specialist
Melisa.A.Dennison@wv.gov
304-523-9540 Ext. 3462



Amber Swindler
TRAILS Early Childhood Specialist
Amber.L.Swindler@wv.gov
304-523-9540 Ext. 3480





The West Virginia Breastfeeding-Friendly Child Care Designation (BFCCD) offers resources to child care providers who support breastfeeding mothers. A child care provider enrolled in the initiative will receive support from Infant/Toddler Specialists, Child Care Nurse Health Consultants, and Child Care Health Educators to complete the 10 steps of the initiative. Upon completion of the 10 steps, the site will receive a certificate of designation in addition to help with resources and start up.

FOR MORE INFORMATION,
PLEASE CONTACT YOUR
INFANT TODDLER COACHING
SPECIALIST AT LINK CCR&R:

Samantha Davenport
Samantha.D.Davenport@wv.gov
304-523-9540 ext. 3479

TO APPLY FOR THE
BREASTFEEDING-
FRIENDLY CHILD CARE
DESIGNATION:

1. Go to wvit.org
2. Click on BFCCD at the top of the page.
3. Read through the initiative description, including the 10 steps to receive the designation.
4. Follow the directions to submit your application.



RIVER VALLEY CHILD
DEVELOPMENT
SERVICES



ACDS REGISTRATION

ABOUT ACDS

ACDS is a four semester apprenticeship program for individuals working directly with children birth to age 12 for a minimum of 20 hours a week. Classes are one evening a week for 15 weeks a semester. Virtual classes are available for counties that do not offer an in-person option.

PARTICIPATION

Registration for the fall term starts June 1 and for the spring term November 1 each year. Interested participants should follow the outlined steps to register for class each term.

REGISTRATION



STEP ONE

Visit the WV STARS training calendar and search self-paced courses for all ACDS orientations.



STEP TWO

Complete registration that is linked at the end of each orientation.



STEP THREE

Submit \$25.00 registration fee to ACDS program. Checks and cards are accepted. Credit card form is on ACDS website.



304-523-0433



www.wvacds.org



wvacds@rvcds.com



JOIN OUR LOCAL COUNCILS



Meetings

Small groups meet twice a year to discuss the implementation of ACDS in their counties.

Members

Members include directors, child care resource & referral, BOE, head start, instructors journeypersons, and family child care providers.



JOIN US NOW!

To find out more information about the local council in your area, visit the ACDS website and go to the local council page under resources.

www.wvacds.org

FOOD REIMBURSEMENT



For information about enrolling in the Family Child Care Food Program to help with the costs of meals and snacks you serve the children in your care, please contact the following agency:



<p><u>Central Child Care</u></p> <p>Serving Boone County (304) 382-0797</p>	<p><u>Pride of Logan County</u></p> <p>Serving Logan County (304) 752-6868 or (304) 752-1047</p>	<p><u>River Valley Family Child Care Food Program</u></p> <p>Serving Cabell, Lincoln, Mason, Mingo, Putnam and Wayne Counties (304) 523-3417 ext.3446 or 1-304-751-5253</p>
--	---	--

In accordance with Federal law and U.S. Department of Agriculture (USDA) policy, this institution is prohibited from discriminating on the basis of race, color, national origin, sex, age, or disability. To file a complaint alleging discrimination, write USDA, Director, Office of Civil Rights, 1400 Independence Avenue SW, Washington, DC 20250-9410 or call, toll free, (866) 632-9992 (Voice). Individuals who are deaf, hard of hearing or have speech disabilities may contact USDA through the Federal Relay at (800) 877-8339 or (800) 845-6136 (Spanish). USDA is an equal opportunity provider. and employer.

Literacy Benefits of a LEMONADE STAND

Imagination	Drawing
Creativity	Inventive Spelling
Planning	Cooperation
Sign Making	Talking to Customers



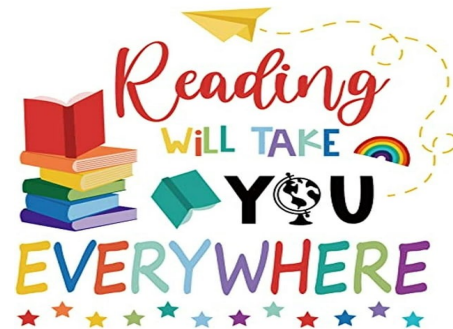
Giggles Galore
www.gigglesgalore.net

CABELL/WAYNE FAMILY CHILD CARE ASSOCIATION



<https://www.tes.com/magazine/archive/why-you-should-move-your-reading-lessons-outside>

The Cabell Wayne Family Child Care Association would like to invite ALL providers from ALL counties to join. If you have any questions, feel free to call or text Kathy Baker, President, at 304-638-7578, or email her at mrskathys@comcast.net so you can start receiving information about the Association and other helpful information. They would like to have all providers' email addresses, so please email Kathy at the address above to be added to the listserv. They hope to see lots of new providers at the meetings.



National Association for Family Child Care

Your Home. Your Profession. Our Commitment.

Are you interested in making \$6 more per child per day???? If so, contact Kathy Baker at 304-638-7578 or email at mrskathys@comcast.net for more details.















*"A book is a dream you hold in your hand."
~ Neil Gaiman*



LIBRARY treasure hunt

FIND A BOOK...

B	I	N	G	O
<p>...that has a lot of RED on the cover.</p> 	<p>...that is the BIGGEST one you can find.</p> 	<p>...with a ONE WORD title.</p> 	<p>...with the word "the" in the title</p> 	<p>...with a GIRL on the cover.</p> 
<p>...that is a unique shape. <small>(not a square or rectangle)</small></p> 	<p>...with a lion on the cover.</p> 	<p>...that was published this year.</p> 	<p>...that teaches you how to make something.</p> 	<p>...a book in need of repair.</p>  <p><small>(give it to a librarian)</small></p>
<p>...about a faraway place. <small>(non-fiction)</small></p> 	<p>...that was published the year you were born.</p> 	<p>that has a lot of YELLOW on the cover.</p> 	<p>...with a map inside.</p> 	<p>...with a recipe you want to make.</p>  <p><small>(go home and cook it!)</small></p>
<p>...that has NO words.</p>  <p><small>(pictures only)</small></p>	<p>...about your favorite holiday.</p> 	<p>...about how something works.</p> 	<p>...about space travel.</p> 	<p>...with talking animals</p> 
<p>...whose author has the same first name as you.</p> 	<p>...that has lots of rhyming words.</p> 	<p>...with a BOY on the cover.</p> 	<p>...about the season that it is right now.</p> 	<p>...with an award sticker on the cover</p> 

© www.TheManyLittleJoys.com

**LINK CHILD CARE
RESOURCE &
REFERRAL**

Link Child Care Resource & Referral is a program of River Valley Child Development Services, Inc. and is being presented with financial assistance as a grant from the West Virginia Department of Human Services.


Visit us on the web:
www.linkccrr.org or
www.rvcds.org

COME SEE US!



MAIN LINK OFFICE

611 7TH AVE.
HUNTINGTON, WV 25701
(800) 894-9540 OR
(304) 523-9540
(304) 697-4821 FAX



LOGAN OFFICE

19 CIRCLE DR.
LOGAN, WV 25601
(304) 752-3932
(304) 752-2897 FAX

Link Child Care
Resource &
Referral
611 7th Avenue
Huntington, WV 25701



www.facebook.com/



<https://www.istockphoto.com/photo/boy-who-thank-you-sign-gnecg8591466572104?searchscope=imago%2Cfilm>